

## Laboratory Test Report

REPORT NUMBER: 42081114

PAGE: 1 of 4

Prepared for: Reay Clarke  
King Cole Ltd, Merrie Mills  
Unit 9, Union Business park, Keighley Road  
Skipton  
BD23 2QR

Sample described as: CUDDLES CHUNKY

Number of samples:	4	Reference number(s):	302, 3367, 352, 300
Date received:	11/08/2022	Date(s) tested:	11/08/2022 - 16/08/2022
Packaging:	Supplied with attached labelling	Declared age:	N/A
		Tested age grade:	N/A

Description: Black, Poppy, Sky, Teddy brown yarn


### Photo of submitted sample



I certify that the above mentioned sample has been tested in accordance with the standard / regulation(s) specified below and that it complies or otherwise as follows:

EN 71-3:2019 + A1:2021 Migration of certain elements	PASS
--	------

Prepared by



Mathew Boddy, Analytical Chemist

For and on behalf of  
**Modern Testing Services**



Tracy Hughes, Analytical Lab Supervisor  
Date: 16/08/2022

The results herein relate only to the items tested. This report is issued in accordance with MTS (UK)'s terms and conditions which are available on request.

REPORT NUMBER: 42081114

PAGE: 2 of 4

**Category III - Scraped off material****PASS**

The EN 71-3 screening test used by MTS (UK) tests for the migration of 16 of the 19 'elements' restricted by EN 71-3:2019+A1:2021;

It does not test for the presence of chromium III, chromium VI or organic tin specifically, it does however test for chromium and tin and compliance with the limits for chromium III, chromium VI or organic tin may be inferred from low results from these analyses (see below).

- A. Black yarn
- B. Poppy yarn
- C. Sky yarn
- D. Teddy yarn


The material(s) complied with the limits of the 16 elements specifically analysed for (see analysis table).

The migration of tin from the sample(s) was determined to be not greater than 4.9 mg/kg, which, when expressed in the form of tributyl tin, would not be greater than the organic tin limit of 12 mg/kg, the material(s) can therefore be inferred as complying with the organic tin limit.

The migration of chromium from the sample(s) was not greater than the chromium III limit of 460 mg/kg or the chromium VI limit of 0.053 mg/kg, the material(s) can therefore be inferred as complying with the chromium III and chromium VI limits.

~~~End of page~~~

Prepared by Mathew Boddy on 16 August 2022 Signature:



Method of test: EN 71-3:2019 + A1:2021 Migration of certain element

## ANALYSIS RESULTS

Category 3

Date of test: 12/08/2022


Samples marked \* were sieved, those marked # were centrifuged. Details of additional acid required to lower pH and solvent used for extraction appear in [ ] in sample description.  
 Deviations from standard method: pH of conventional polymers and textiles not checked; samples only filtered if required to prevent ICP blockages.  
 Solid to acid extractant ratio exceeded 1:50 with sample weights below 100 mg and when additional acid was used to lower pH.  
 Quantities of soluble metals determined by inductively coupled plasma spectroscopy.  
 Test results marked ^ are within the area to which uncertainty of measurement applies & compliance/non-compliance cannot be inferred.

| Metals         | Al    | Sb    | As    | Ba    | B     | Cd    | Cr      | Co      | Cu    | Pb    | Mn    | Hg    | Ni    | Se    | Sr    | Sn     | Zn    |     |
|----------------|-------|-------|-------|-------|-------|-------|---------|---------|-------|-------|-------|-------|-------|-------|-------|--------|-------|-----|
| Limits         | 28130 | 560   | 47    | 18750 | 15000 | 17    | 460.053 | 130     | 7700  | 23    | 15000 | 94    | 930   | 460   | 56000 | 180000 | 46000 |     |
| Wt (Mg)        |       |       |       |       |       |       |         |         |       |       |       |       |       |       |       |        |       |     |
| A              | 177   | < 3   | < 0.5 | < 0.3 | < 2   | < 4   | < 0.03  | < 0.030 | < 0.1 | < 1   | < 0.3 | < 1   | < 0.3 | < 1   | < 3   | < 0.5  | < 2   | < 1 |
| B              | 160   | < 3   | < 0.5 | < 0.3 | < 2   | < 4   | < 0.03  | < 0.030 | < 0.1 | < 1   | < 0.3 | < 1   | < 0.3 | < 1   | < 3   | < 0.5  | < 2   | 1   |
| C              | 176   | < 3   | < 0.5 | < 0.3 | < 2   | < 4   | < 0.03  | < 0.030 | < 0.1 | < 1   | < 0.3 | < 1   | < 0.3 | < 1   | < 3   | < 0.5  | < 2   | < 1 |
| D              | 167   | < 3   | < 0.5 | < 0.3 | < 2   | < 4   | < 0.03  | < 0.030 | < 0.1 | < 1   | < 0.3 | < 1   | < 0.3 | < 1   | < 3   | < 0.5  | < 2   | 1   |
| END OF SAMPLES |       |       |       |       |       |       |         |         |       |       |       |       |       |       |       |        |       |     |
| Uncert%        | 20.62 | 33.17 | 24.50 | 33.17 | 20.62 | 24.50 | 24.50   | 24.50   | 20.62 | 33.17 | 20.62 | 33.17 | 24.50 | 24.50 | 20.62 | 33.17  | 20.62 |     |

Prepared by Mathew Boddy

Date: 16 August 2022

Signature:



**ANNEX A: DECISION RULES**

|               |                                                                                                                                                                                                                                                                                                                                                                                                                               |
|---------------|-------------------------------------------------------------------------------------------------------------------------------------------------------------------------------------------------------------------------------------------------------------------------------------------------------------------------------------------------------------------------------------------------------------------------------|
| <p>Rule 1</p> | <p>Applicable to any requirement stated to be 'Minimum xxxx' or 'Maximum xxxx':</p> <p>The use of constrained simple acceptance based on the difference between the stated limit (requirement) and the reported test result being greater than the measurement uncertainty (U) for a conformity probability of 95%. The risk of false accept or false reject is <math>\leq 2.5\%</math></p>                                   |
| <p>Rule 2</p> | <p>Applicable to any requirement stated to be a range (e.g. XXX to YYY or AAA <math>\pm</math> B):</p> <p>The use of constrained simple acceptance based on the difference between the stated upper or lower limit (requirement) and the reported test result being greater than the measurement uncertainty (U) for a conformity probability of 95%. The risk of false accept or false reject is <math>\leq 2.5\%</math></p> |
| <p>Rule 3</p> | <p>For tests based on subjective grading of a result using a 9-point scale (e.g. colour fastness, pilling, etc):</p> <p>Simple acceptance based on the test uncertainty ratio (T.U.R.) being <math>\geq 4</math>. The risk of false accept or false reject is up to 50% but will be reduced the further the reported result is away from the stated requirement.</p>                                                          |
| <p>Rule 4</p> | <p>For tests based on a subjective assessment of a property (e.g. whether a component detaches or not):</p> <p>Simple acceptance based upon the conditions of testing falling within the criteria for test set out in the test method within a conformance probability of 95%. The risk of false accept or false reject of the testing conditions not meeting the specified requirements is 2.5%.</p>                         |
| <p>Rule 5</p> | <p>If a validated test method (e.g. BS EN ISO standard) indicates that the measurement uncertainty has already been taken into account when calculating the test result then results may be reported using simple acceptance without the need for the application of the relevant decision rule set out above.</p>                                                                                                            |

The above rules will be applied by default unless we have agreed a decision rule to the contrary. MTS reserves the right to refuse to apply decision rules that do not satisfy the requirements of ISO 17025:2017. Unless otherwise stated in the report text above, uncertainty of measurement values are available upon request.